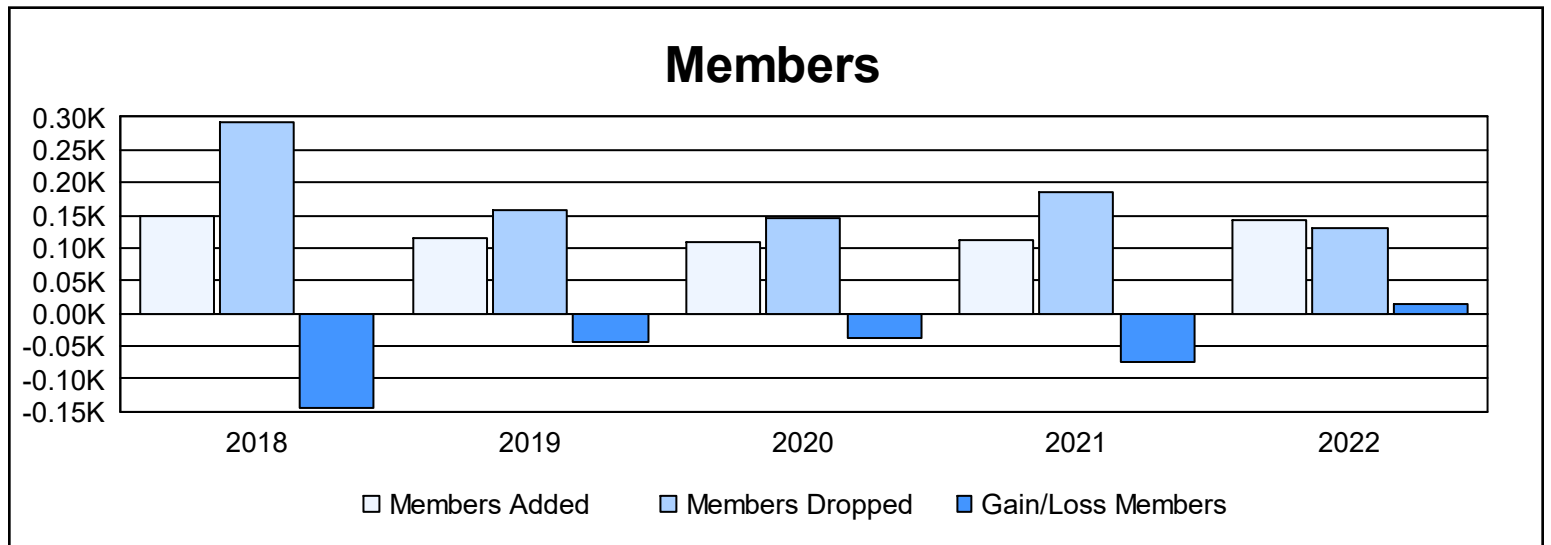
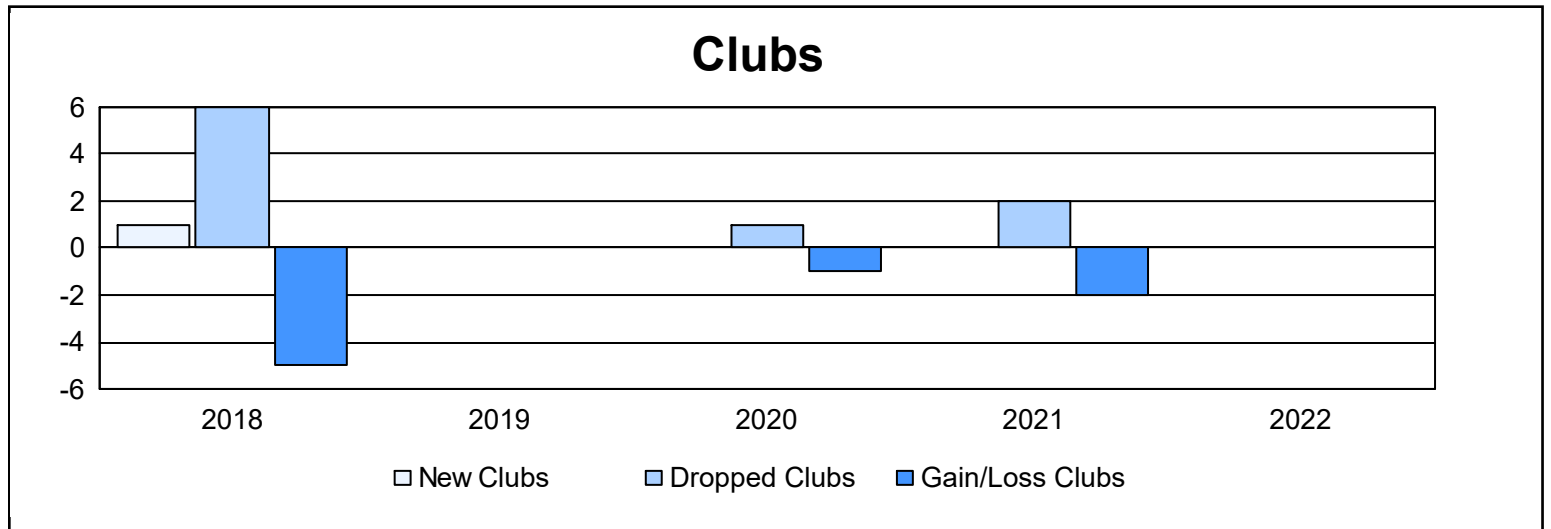
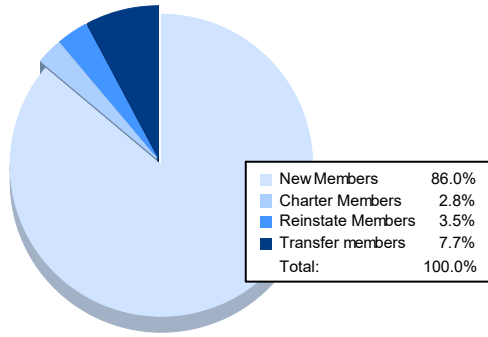


| Year           | New Clubs | Dropped Clubs | Gain/ Loss Clubs | New Members | Charter Members | Reinstate Members | Transfer Members | Total Member Added | Total Members Dropped | Gain/ Loss Members |
|----------------|-----------|---------------|------------------|-------------|-----------------|-------------------|------------------|--------------------|-----------------------|--------------------|
| 2017-2018      | 1         | 6             | -5               | 94          | 27              | 5                 | 24               | 150                | 293                   | -143               |
| 2018-2019      | 0         | 0             | 0                | 99          | 5               | 8                 | 3                | 115                | 159                   | -44                |
| 2019-2020      | 0         | 1             | -1               | 103         | 2               | 1                 | 2                | 108                | 147                   | -39                |
| 2020-2021      | 0         | 2             | -2               | 81          | 3               | 2                 | 25               | 111                | 185                   | -74                |
| 2021-2022      | 0         | 0             | 0                | 123         | 4               | 5                 | 11               | 143                | 130                   | 13                 |
| <b>Average</b> | <b>0</b>  | <b>2</b>      | <b>-2</b>        | <b>100</b>  | <b>8</b>        | <b>4</b>          | <b>13</b>        | <b>125</b>         | <b>183</b>            | <b>-57</b>         |



### Membership Composition June 2022 Cumulative



### Gender Composition June 2022 Cumulative

